


Luwa[®] PAK Bag Filter



G3–G4 and F5–F8 to EN 779

- Large filter area – long service life
- Robust filter medium – burst and damp-resistant
- Fit standard frames – easy installation
- Both glass and synthetic filter media – low pressure drop
- Self supporting pockets – no external suspension system
- Low weight and compact

Luwa

Technical data

Filter type/class to EN779 (EUROVENT 4/5)		PAK 25 G6/G3 (EU3)	PAK 35 G6/G4 (EU4)
Nominal face velocity	m/s	3.3	3.3
Nominal medium velocity	m/s	0.4	0.4
Average arrestance/efficiency to EN779	%	90/25	93/35
Pressure drop at nominal air flow	Pa	45	55
Recommended final pressure drop	Pa	300	300
Maximum operating temperature, metal header (polystyrene)	°C	100 (75)	100 (75)
Fire resistance to DIN 53438, metal header (polystyrene)	-	K1/F1 (K2/F2)	K1/F1 (K2/F2)

Application

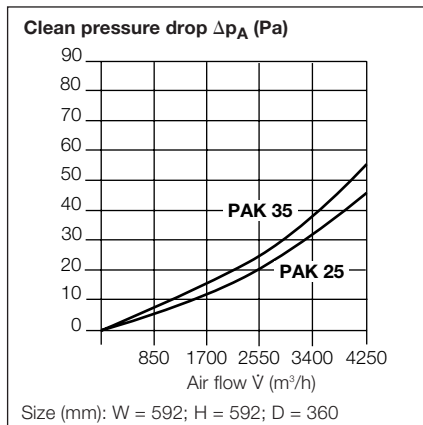
Luwa PAK 25 and 35 bag filters are used as pre filters to remove coarse dust in ventilation and air-conditioning systems. They significantly increase the service life of subsequent fine dust filters and so help to reduce operating costs.

Construction

Luwa PAK 25 and 35 are multi pocket bag filters, manufactured from high quality non woven graded density fabric, designed for low pressure drop and long service life, which is welded into pockets. The pockets are mounted in a galvanised mild steel header frame. Aluminium is used for non standard sizes and an incinerable halogen free polystyrene version is available.

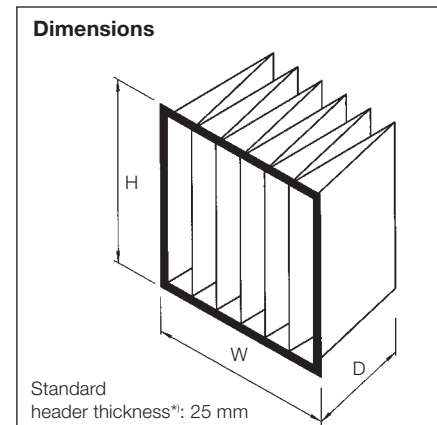
Maintenance

Luwa PAK 25 and 35 bag filters should be changed at the recommended final pressure drop.



Installation, assembly and operation

When installed in type F front withdrawal frames, Luwa PAK 25 and 35 bag filters are held in place against the mounting frame gasket by 4 locking springs. They can also be fitted in side withdrawal frames. The air flows shown can be varied, though flows in excess of nominal can lead to reduced filtration efficiency.



Dimensions, weights and part numbers

Filter type PAK	Width W mm	Height H mm	Depth D mm	No. of pockets	Filter area m²	Nominal air flow m³/h	Weight kg per		No. of filters per box	Part. No.
							filter	box		
PAK-25 G6	592	592	360	6	3.0	4250	1.4	8.5	5	62 16
PAK-25 D5	490	592	360	5	2.5	3500	1.2	7.5	5	62 15
PAK-25 H3	287	592	360	3	1.5	2100	0.8	9.5	10	62 13
PAK-25 V3	287	287	360	3	0.8	1000	0.4	9.5	20	62 12
PAK-25 G6	592	592	195	6	1.6	2300	1.3	7.0	5	62 11 1
PAK-25 D5	490	592	195	5	1.4	1900	1.1	7.0	5	62 13 1
PAK-25 H3	287	592	195	3	0.8	1200	0.7	8.5	10	62 12 1
PAK-25 V3	287	287	195	3	0.4	600	0.4	9.5	20	62 14 1
PAK-25 GM6	592	892	360	6	4.5	6400	1.8	11.0	5	62 11 56
PAK-25 DM5	490	892	360	5	3.8	5400	1.6	10.0	5	62 13 55
PAK-25 HM3	287	892	360	3	2.3	3200	1.3	15.0	10	62 12 53
PAK-35 G6	592	592	360	6	3.0	4250	1.6	12.0	6	62 26
PAK-35 D5	490	592	360	5	2.5	3500	1.4	11.0	6	62 25
PAK-35 H3	287	592	360	3	1.5	2100	0.9	13.0	12	62 23
PAK-35 V3	287	287	360	3	0.8	1000	0.6	16.5	24	62 22
PAK-35 G6	592	592	500	6	4.2	4250	2.2	11.5	4	62 21 1
PAK-35 D5	490	592	500	5	3.8	3500	1.9	10.5	4	62 23 1
PAK-35 H3	287	592	500	3	2.1	2100	1.3	13.0	8	62 22 1
PAK-35 V3	287	287	500	3	1.0	1000	1.0	17.5	16	62 24 1
PAK-35 G6	592	592	195	6	1.6	2300	1.4	11.0	4	62 21 2
PAK-35 D5	490	592	195	5	1.4	1900	1.2	10.0	4	62 23 2
PAK-35 H3	287	592	195	3	0.8	2100	0.7	12.0	8	62 22 2

*Luwa PAK bag filters can also be supplied with a header thickness of 20 mm.

Technical data

Filter type/class to EN779 (EUROVENT 4/5)		PAK 45 G6/F5 (EU5)	PAK 55 G6/F5 (EU5)
Nominal face velocity	m/s	3.3	3.3
Nominal medium velocity	m/s	0.4	0.4
Average arrestance/efficiency to EN779	%	90/45	93/55
Pressure drop at nominal air flow	Pa	60	70
Recommended final pressure drop	Pa	300	300
Maximum operating temperature, metal header (polystyrene)	°C	100 (75)	100 (75)
Fire resistance to DIN 53438, metal header (polystyrene)	-	K1/F1 (K2/F2)	K1/F1 (K2/F2)

Application

Luwa PAK 45 and 55 bag filters are used as pre or final filters to remove coarse and fine dust in ventilation and air-conditioning systems.

Construction

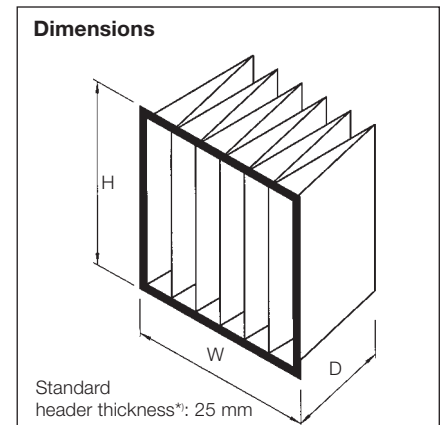
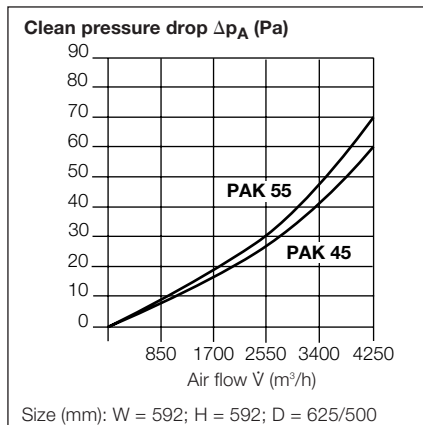
Luwa PAK 45 filters are multi pocket bag filters, manufactured from bonded microfibre glass fibre sewn into pockets, which are each protected by an integral spun bonded cover. The pocket geometry is controlled by a special design of sealed spacing threads. Luwa PAK 55 filters are multi pocket bag filters, manufactured from high quality non woven graded density fabric which is welded into pockets. They are designed for low pressure drop and long service life. The pockets are each mounted in a galvanised mild steel header frame. Aluminium is used for non standard sizes and an incinerable halogen free polystyrene version is available.

Installation, assembly and operation

On installation in type F front withdrawal frames, Luwa PAK 45 and 55 bag filters are held in place against the mounting frame gasket by 4 locking springs. They can also be fitted in side withdrawal frames. The air flows shown can be varied, though flows in excess of nominal can lead to reduced filtration efficiency.

Maintenance

Luwa PAK 45 and 55 bag filters, once they are installed, require no further maintenance. They should be changed at the recommended final pressure drop.



Dimensions, weights and part numbers

Filter type PAK	Width W mm	Height H mm	Depth D mm	No. of pockets	Filter area m ²	Nominal air flow m ³ /h	Weight kg per		No. of filters per box	Part. No.
							filter	box		
PAK-45 G6	592	592	625	6	5.3	4250	1.5	9.0	5	72 06 16
PAK-45 D5	490	592	625	5	4.4	3500	1.4	8.5	5	72 05 35
PAK-45 H3	287	592	625	3	2.7	2100	1.0	11.5	10	72 03 23
PAK-45 V3	287	287	625	3	1.3	1000	0.7	15.5	20	72 02 43
PAK-55 G6	592	592	500	6	4.2	4250	3.2	11.1	3	62 36
PAK-55 D5	490	592	500	5	3.8	3500	2.7	9.6	3	62 35
PAK-55 H3	287	592	500	3	2.1	2100	1.9	12.9	6	62 33
PAK-55 V3	287	287	500	3	1.0	1000	1.2	15.9	12	62 32
PAK-55 G6	592	592	360	6	6.0	3000	1.6	12.0	6	62 31 1
PAK-55 D5	490	592	360	5	5.0	2500	1.4	11.0	6	62 33 1
PAK-55 H3	287	592	360	3	3.0	1500	0.9	13.0	12	62 32 1
PAK-55 G6	592	592	600	6	6.0	5100	2.2	13.2	5	62 31 2
PAK-55 D5	490	592	600	5	5.0	4200	1.7	10.7	5	62 33 2
PAK-55 H3	287	592	600	3	3.0	2550	0.7	14.2	10	62 32 2

*Luwa PAK bag filters can also be supplied with a header thickness of 20 mm.

Technical data

Filter type/class to EN779 (EUROVENT 4/5)		PAK 62 G6/F6 (EU6)	PAK 62 G8/F6 (EU6)
Nominal face velocity	m/s	3.3	3.3
Nominal medium velocity	m/s	0.23	0.16
Average arrestance/efficiency to EN779	%	98/60	98/60
Pressure drop at nominal air flow	Pa	80	75
Recommended final pressure drop	Pa	300	300
Maximum operating temperature, metal header (polystyrene)	°C	100 (75)	100 (75)
Fire resistance to DIN 53438, metal header (polystyrene)	-	K1/F1 (K2/F2)	K1/F1 (K2/F2)

Application

Luwa PAK 62 bag filters are used as pre or final filters to remove coarse and fine dust in ventilation and air-conditioning systems in industrial and office environments. Use of the Luwa PAK 25 or 35 filters as a preliminary

filter would prolong the service life of the PAK 62.

Construction

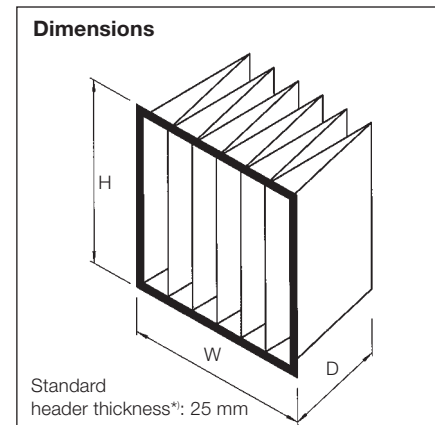
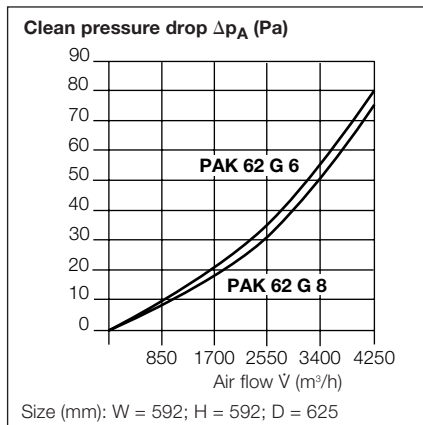
Luwa PAK 62 filters are multi pocket bag filters, manufactured from bonded microfibre glass fibre sewn into pockets, which are each protected by an integral spun bonded cover. The pocket geometry is controlled by a special design of sealed spacing threads. The pockets are mounted in a galvanised mild steel header frame. Aluminium is used for non standard sizes and an incinerable halogen free polystyrene version is available.

Installation, assembly and operation

On installation in type F front withdrawal frames, Luwa PAK 62 bag filters are held in place against the mounting frame gasket by 4 locking springs. They can also be fitted in side withdrawal frames. The air flows shown can be varied, though flows in excess of nominal can lead to reduced filtration efficiency.

Maintenance

Luwa PAK 62 bag filters, once they are installed, require no further maintenance. They should be changed at the recommended final pressure drop.



Dimensions, weights and part numbers

Filter type PAK	Width W mm	Height H mm	Depth D mm	No. of pockets	Filter area m ²	Nominal air flow m ³ /h	Weight kg per		No. of filters per box	Part. No.
							filter	box		
PAK-62 G6	592	592	625	6	5.3	4250	1.8	10.5	5	62 46
PAK-62 D5	490	592	625	5	4.4	3500	1.5	9.0	5	62 45
PAK-62 H3	287	592	625	3	2.7	2100	1.2	13.5	10	62 43
PAK-62 V3	287	287	625	3	1.3	1000	0.9	19.5	20	62 42
PAK-62 G8	592	592	625	8	7.1	4250	2.7	12.2	4	62 56
PAK-62 D6	490	592	625	6	5.3	3500	2.1	9.9	4	62 55
PAK-62 H4	287	592	625	4	3.6	2100	1.4	12.7	8	62 53
PAK-62 V4	287	287	625	4	1.8	1000	1.0	17.5	16	62 52
PAK-62 GM6	592	892	625	6	8.0	6400	2.3	13.7	5	62 41 56
PAK-62 DM5	490	892	625	5	6.6	5400	1.8	11.2	5	62 43 55
PAK-62 HM3	287	892	625	3	4.1	3200	1.3	15.2	10	62 42 53

*Luwa PAK bag filters can also be supplied with a header thickness of 20 mm.

Technical data

Filter type/class to EN779 (EUROVENT 4/5)		PAK 85 G7/F7 (EU7)	PAK 85 G9/F7 (EU7)
Nominal face velocity	m/s	3.3	3.3
Nominal medium velocity	m/s	0.19	0.15
Average arrestance/efficiency to EN779	%	99/85	99/85
Pressure drop at nominal air flow	Pa	140	120
Recommended final pressure drop	Pa	300	300
Maximum operating temperature, metal header (polystyrene)	°C	100 (75)	100 (75)
Fire resistance to DIN 53438, metal header (polystyrene)	-	K1/F1 (K2/F2)	K1/F1 (K2/F2)

Application

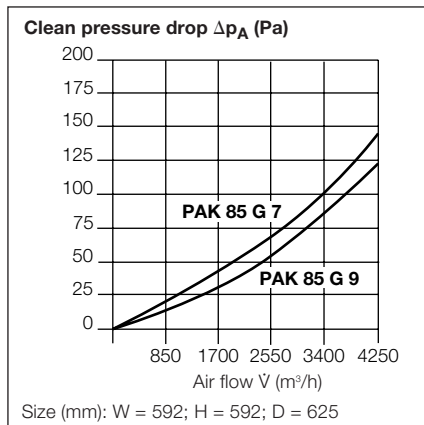
Luwa Pak 85 bag filters are used as fine dust filters in ventilation and air-conditioning systems in industrial and office environments. Use of the Luwa Pak 35 filters as a preliminary filter would prolong the service life of the Pak 85.

Construction

Luwa Pak 85 filters are multi pocket bag filters, manufactured from bonded microfibre glass fibre sewn into pockets, which are each protected by an integral spun bonded cover. The pocket geometry is controlled by a special design of sealed spacing threads. The pockets are mounted in a galvanised mild steel header frame. Aluminium is used for non standard sizes and an incinerable halogen free polystyrene version is available.

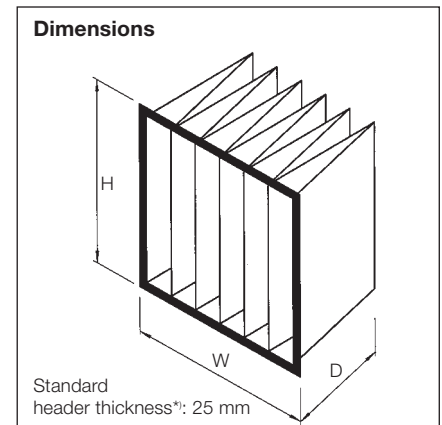
Maintenance

Luwa Pak 85 bag filters, once they are installed, require no further maintenance. They should be changed at the recommended final pressure drop.



Installation, assembly and operation

On installation in type F front withdrawal frames, Luwa PAK 85 bag filters are held in place against the mounting frame gasket by 4 locking springs. They can also be fitted in side withdrawal frames. The air flows shown can be varied, though flows in excess of nominal can lead to reduced filtration efficiency.



Dimensions, weights and part numbers

Filter type PAK	Width W mm	Height H mm	Depth D mm	No. of pockets	Filter area m ²	Nominal air flow m ³ /h	Weight kg per		No. of filters per box	Part No.
							filter	box		
PAK-85 G7	592	592	635	7	6.2	4250	2.4	13.6	5	72 66 17
PAK-85 D6	490	592	635	6	5.3	3500	2.1	11.6	5	72 65 36
PAK-85 H4	287	592	635	4	3.6	2100	1.4	15.6	10	72 63 24
PAK-85 V4	287	287	635	4	1.8	1000	1.3	27.5	20	72 62 44
PAK-85 G9	592	592	635	9	7.8	4250	3.0	13.5	4	72 76 19
PAK-85 D7	490	592	635	7	6.2	3500	2.4	10.9	4	72 75 37
PAK-85 H5	287	592	635	5	4.4	2100	1.6	14.2	8	72 73 25
PAK-85 V5	287	287	635	5	2.2	1000	1.5	25.5	16	72 72 45
PAK-85 G7	592	592	534	7	5.2	3400	1.4	11.0	5	72 66 17 2
PAK-85 D6	490	592	534	6	4.5	3800	1.2	10.0	5	72 75 36 2
PAK-85 H4	287	592	534	4	3.0	1600	0.8	12.0	10	72 63 24 2

*Luwa PAK bag filters can also be supplied with a header thickness of 20 mm.

Technical data

Filter type/class to EN779 (EUROVENT 4/5)		PAK 95 G7/F8 (EU9)	PAK 95 G9/F8 (EU9)
Nominal face velocity	m/s	3.3	3.3
Nominal medium velocity	m/s	0.19	0.15
Average arrestance/efficiency to EN779	%	99/95	99/95
Pressure drop at nominal air flow	Pa	190	140
Recommended final pressure drop	Pa	300	300
Maximum operating temperature, metal header (polystyrene)	°C	100 (75)	100 (75)
Fire resistance to DIN 53438, metal header (polystyrene)	-	K1/F1 (K2/F2)	K1/F1 (K2/F2)

Application

Luwa PAK 95 bag filters are used as fine dust filters in ventilation and air-conditioning systems in industrial and office environ-

ments. The use of the Luwa PAK 45 as a preliminary filter is recommended.

Construction

Luwa PAK 95 filters are manufactured from bonded microfibre glass fibre sewn into pockets, which are each protected by an integral spun bonded cover. The pocket geometry is controlled by a special design of sealed spacing threads. The pockets are mounted on a galvanised mild steel header frame or on request in an incinerable halogen free polystyrene one.

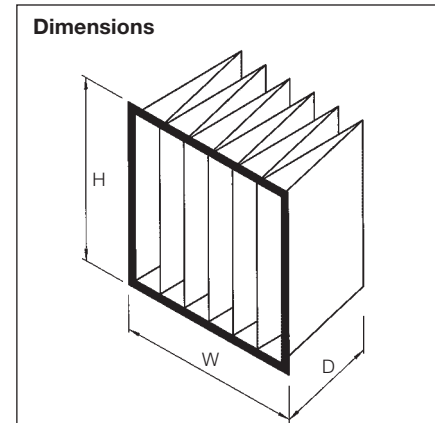
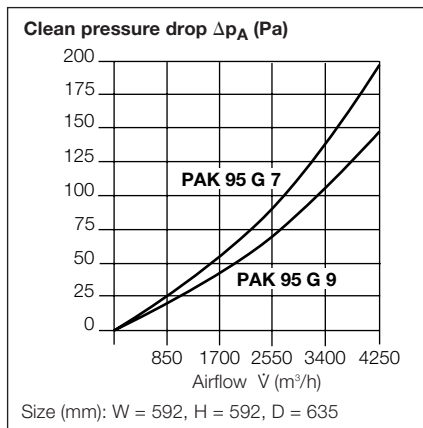
Installation, assembly and operation

On installation in type F front withdrawal frames, Luwa PAK 95 bag filters are held in place against the mounting frame gasket by 4 locking springs. They can also be fitted in side withdrawal frames.

The air flows shown can be varied, though flows in excess of nominal can lead to reduced filtration efficiency.

Maintenance

Luwa PAK 95 bag filters, once installed, require no further maintenance. They should be changed at the recommended final pressure drop.



Dimensions, weights and Part Nos.

Filter type PAK	Width W mm	Height H mm	Depth D mm	No. of pockets	Filter area m ²	Nominal air flow m ³ /h	Weight kg per		No. of filters per box	Part. No.
							filter	Kbox		
PAK-95 G7	592	592	635	7	6.2	4250	2.6	14.5	5	72 86 17
PAK-95 D6	490	592	635	6	5.3	3500	2.0	11.5	5	72 85 36
PAK-95 H4	287	592	635	4	3.6	2100	1.5	16.5	10	72 83 24
PAK-95 V4	287	287	635	4	1.8	1000	1.3	27.5	20	72 82 44
PAK-95 G9	592	592	635	9	7.8	4250	3.0	13.5	4	72 96 19
PAK-95 D7	490	592	635	7	6.2	3500	2.3	10.7	4	72 95 37
PAK-95 H5	287	592	635	5	4.4	2100	1.7	15.1	8	72 93 25
PAK-95 V5	287	287	635	5	2.2	1000	1.5	25.5	16	72 92 45
PAK-95 G7	592	592	534	7	5.2	3400	1.4	11.0	5	72 86 17 2
PAK-95 D6	490	592	534	6	4.5	3800	1.2	10.0	5	72 85 36 2
PAK-95 H4	287	592	534	4	3.0	1600	0.8	12.0	10	72 83 24 2